



TUTORIAL DE UTILIZAÇÃO ZOOM NOTEBOOKS/PCs

Gmail

Pesquisar e-mail

1 de 72

Entre na reunião Zoom em andamento

Caixa de entrada x

12:06 (há 0 minuto)

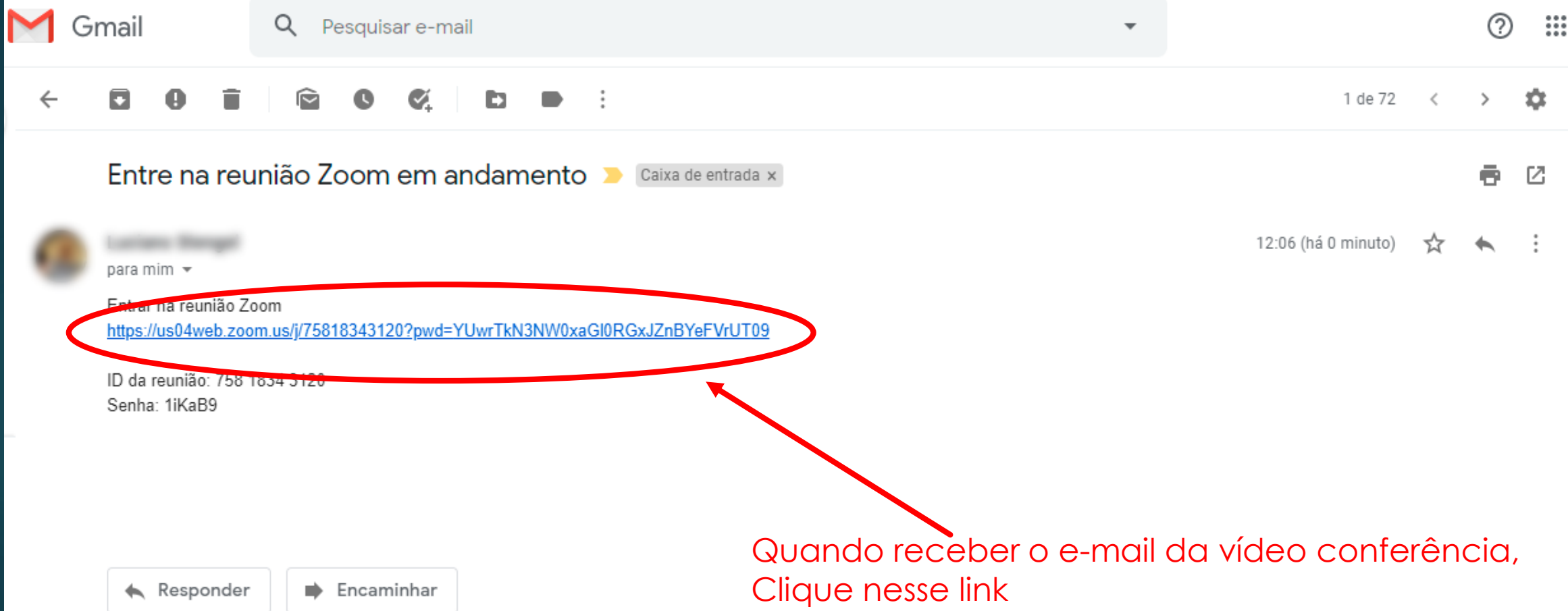
para mim

Entrar na reunião Zoom

<https://us04web.zoom.us/j/75818343120?pwd=YUwrTKn3NW0xaGI0RGxJZnBYeFVrUT09>

ID da reunião: 758 1834 3120
Senha: 1iKaB9

Responder Encaminhar

A screenshot of a Gmail interface showing an email titled "Entre na reunião Zoom em andamento". The email content includes a Zoom meeting link: "https://us04web.zoom.us/j/75818343120?pwd=YUwrTKn3NW0xaGI0RGxJZnBYeFVrUT09". This link is circled in red. A red arrow points from the text "Quando receber o e-mail da vídeo conferência, Clique nesse link" to the circled link. Below the link, the meeting ID "758 1834 3120" and password "1iKaB9" are listed. At the bottom of the email, there are buttons for "Responder" and "Encaminhar".

Quando receber o e-mail da vídeo conferência,
Clique nesse link

The image shows a browser window with two tabs: "Entre na reunião Zoom em andar" and "Iniciar reunião - Zoom". The address bar shows the URL: `us02web.zoom.us/j/88209163361?pwd=TWZuaW5lQk1sZlplWajQwMzdHbzICZz09&status=success`. A system dialog box titled "Abrir Zoom Meetings?" is displayed in the center, asking "https://us02web.zoom.us quer abrir esse aplicativo." It has two buttons: "Abrir Zoom Meetings" (circled in red) and "Cancelar". A red arrow points from the text "Quando aparecer essa janela, clique em Abrir Zoom Meetings" to the "Abrir Zoom Meetings" button. The background page shows the Zoom logo, "Suporte", "Portuguese", and "Iniciando...". Below the dialog, there is text: "Clique em **Abrir reuniões do Zoom** ao ver o diálogo do sistema. Se não receber informações do seu navegador, [clique aqui](#) para iniciar a reunião ou em [baixar e executar Zoom](#)." A blue chat icon is visible in the bottom right corner.

Entre na reunião Zoom em andar x Iniciar reunião - Zoom x +

us02web.zoom.us/j/88209163361?pwd=TWZuaW5lQk1sZlplWajQwMzdHbzICZz09&status=success

Apps Autoridade Fitness Cliente Itaucard Lê... Galeria do V Importado do IE Outros favoritos

zoom

Suporte Portuguese

Abrir Zoom Meetings?

https://us02web.zoom.us quer abrir esse aplicativo.

Abrir Zoom Meetings Cancelar

Iniciando...

Quando aparecer essa janela, clique em Abrir Zoom Meetings

Clique em **Abrir reuniões do Zoom** ao ver o diálogo do sistema.

Se não receber informações do seu navegador, [clique aqui](#) para iniciar a reunião ou em [baixar e executar Zoom](#).

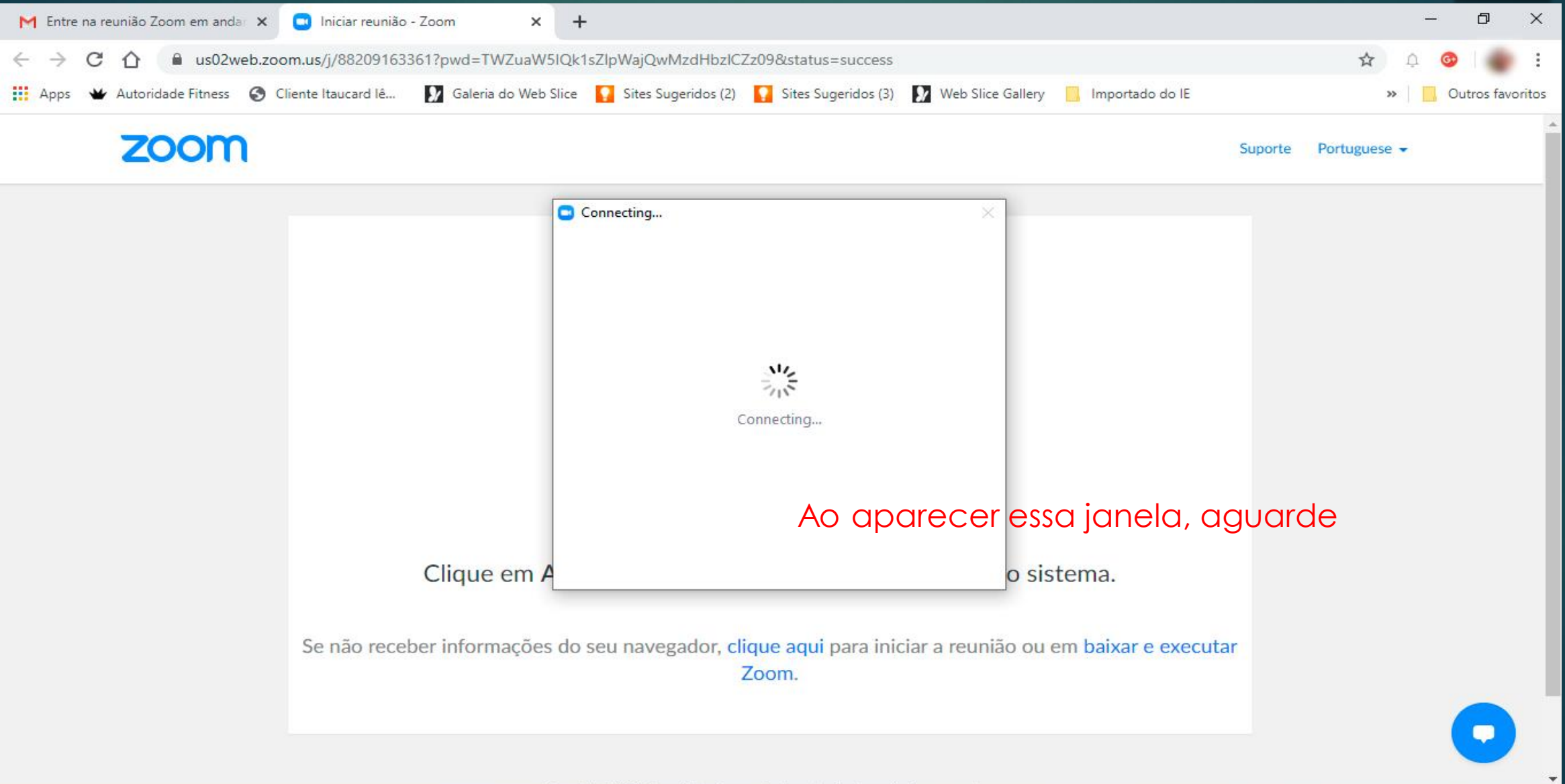
Zoom Meeting

Please wait, the meeting host will let you in soon.

TV Câmara Assis' Reunião Zoom
06/05/2020

Nesta janela, aguarde até que
você seja inserido na vídeo conferência

Test Computer Audio



The image shows a browser window with the Zoom website. The address bar contains the URL: `us02web.zoom.us/j/88209163361?pwd=TWZuaW5lQk1sZlpWajQwMzdHbzICZz09&status=success`. The Zoom logo is visible in the top left, and 'Suporte Portuguese' is in the top right. A modal dialog box titled 'Connecting...' is centered on the screen, featuring a loading spinner and the text 'Connecting...'. Below the dialog, the text 'Clique em A' and 'o sistema.' is partially visible. At the bottom, there is a blue chat icon and a line of text: 'Se não receber informações do seu navegador, [clique aqui](#) para iniciar a reunião ou em [baixar e executar Zoom](#).'

Zoom

Suporte Portuguese

Connecting...

Connecting...

Clique em A o sistema.

Se não receber informações do seu navegador, [clique aqui](#) para iniciar a reunião ou em [baixar e executar Zoom](#).

Zoom Meeting Participant ID: 150866

Talking:

Meeting Topic: TV Câmara Assis' Reunião Zoom

Host: TV Câmara Assis

Password: [Redacted]

Invitation: [Redacted]

Participants: [Redacted]

Choose ONE of the audio conference options

Phone Call Computer Audio

Join with Computer Audio

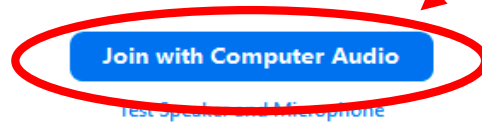
Test Speaker and Microphone

Automatically join audio by computer when joining a meeting

Join Audio Share Screen Invite Others

Join Audio Start Video Participants Chat Share Screen Record Leave

Quando essa janela aparecer,
Clique no retângulo azul



Zoom Meeting

Talking: user


Meeting Topic: TV Câmara Assis' Reunião Zoom


Host: TV Câmara Assis

Password: 876083

Invitation URL: <https://us02web.zoom.us/j/88209163361?pwd=TWZuaW5I...>
[Copy URL](#)

Participant ID: 150866

 Join Audio
Computer Audio Connected

 Share Screen

 Invite Others

Mute Start Video Participants 2 Chat Share Screen Record Leave

Se aparecer essa janela,
Significa que você está dentro
da vídeo conferência

Zoom Meeting

Talking: user


Meeting Topic: TV Câmara Assis' Reunião Zoom


Host: TV Câmara Assis


Password: 876083

Invitation URL: <https://us02web.zoom.us/j/88209163361?pwd=TWZuaW5l...>
[Copy URL](#)

Participant ID: 150866

 Join Audio
Computer Audio Connected

 Share Screen

 Invite Others

Mute Start Video (Alt+V) Participants Chat Share Screen Record Leave

Agora, vamos ligar a câmera:
Clique aqui para ativar a câmera



The image shows a Zoom meeting window. At the top, there's a browser address bar with "Entre na reunião Zoom" and "Zoom Meeting". Below that, a navigation bar includes "Apps" and "Autoridade". The main content area displays a presentation slide with a logo for "TV Câmara Assis". The logo consists of a central blue circle with the letters "TV" in white, and the text "Câmara Assis" below it. This central circle is surrounded by six colored segments in a rainbow-like gradient (red, orange, yellow, green, cyan, blue). In the top right corner of the Zoom window, there's a "Gallery View" button and a small video thumbnail of a participant labeled "user". At the bottom of the Zoom window, there's a control bar with icons for "Mute", "Stop Video", "Participants" (showing 2), "Chat", "Share Screen", "Record", "Reactions", and a red "Leave" button. A blue chat icon is also visible in the bottom right corner.

Se sua imagem aparecer no alto,
significa que deu tudo certo...

...é só aguardar para que
o suporte teste o som e
aguarde o início da Sessão!

Entre na reunião Zoom

Zoom Meeting

Gallery View

user

Caso seu nome não esteja aparecendo, coloque-o manualmente...

TV
Câmara Assis

... Clique aqui

TV Câmara Assis

Mute Stop Video

Participants 2

Chat

Share Screen

Record

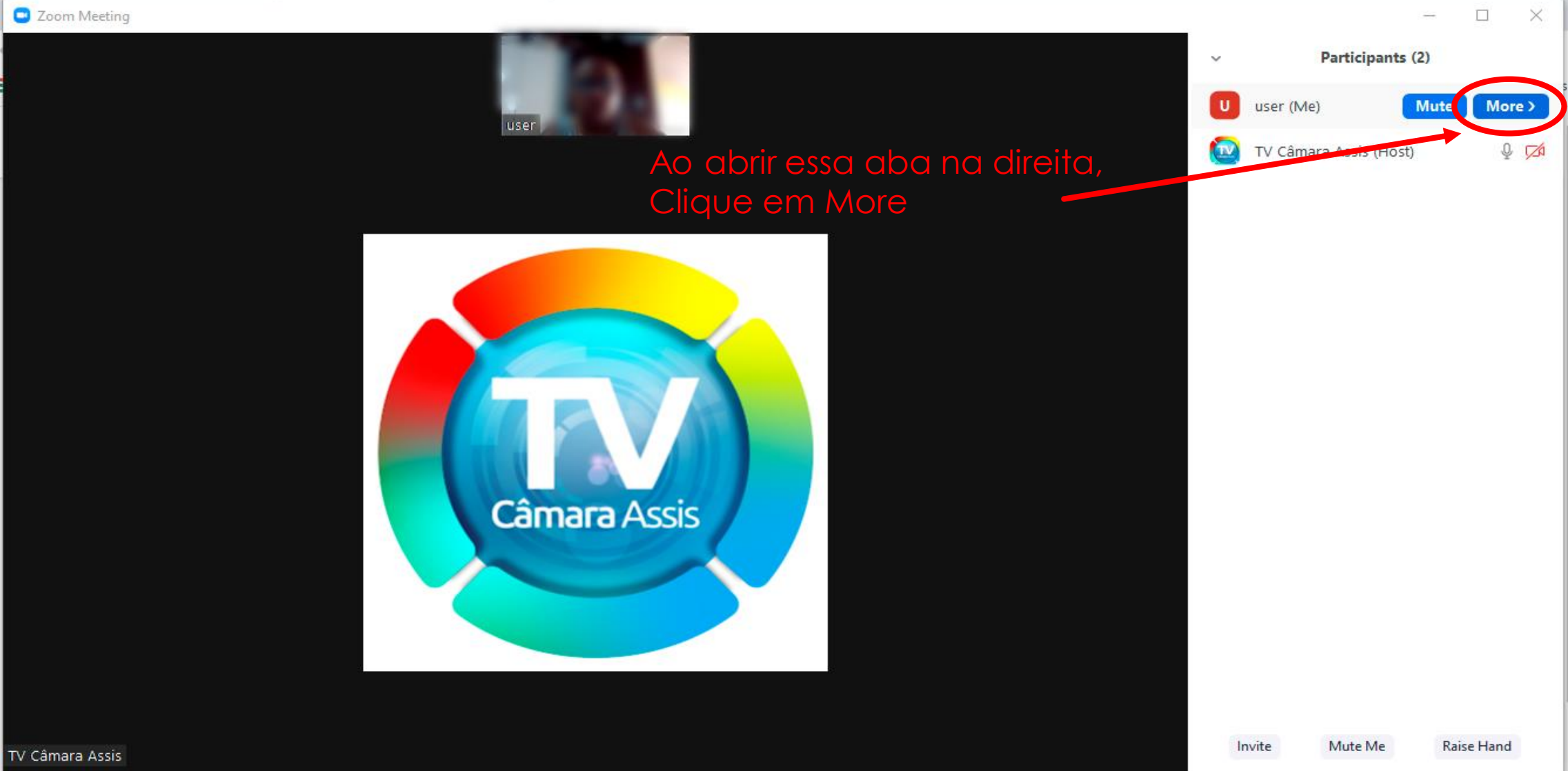
Reactions

Leave

Participants (Alt+U)

The image shows a Zoom meeting window. At the top, there's a navigation bar with 'Zoom Meeting' and 'Gallery View'. Below that, a small video thumbnail of a user is visible. The main content area is black with a large, colorful logo in the center. The logo consists of a blue circle with the letters 'TV' in white, and 'Câmara Assis' written below it. The logo is surrounded by a ring of colorful segments (red, orange, yellow, green, blue). A red arrow points from the text '... Clique aqui' to the 'Participants' button in the bottom toolbar. The 'Participants' button is circled in red and shows a count of '2'. The bottom toolbar also includes buttons for 'Mute', 'Stop Video', 'Chat', 'Share Screen', 'Record', 'Reactions', and 'Leave'. The browser's address bar at the top shows 'Entre na reunião Zoom'.

Zoom Meeting



user

TV Câmara Assis


Participants (2)

U user (Me) Mute More >

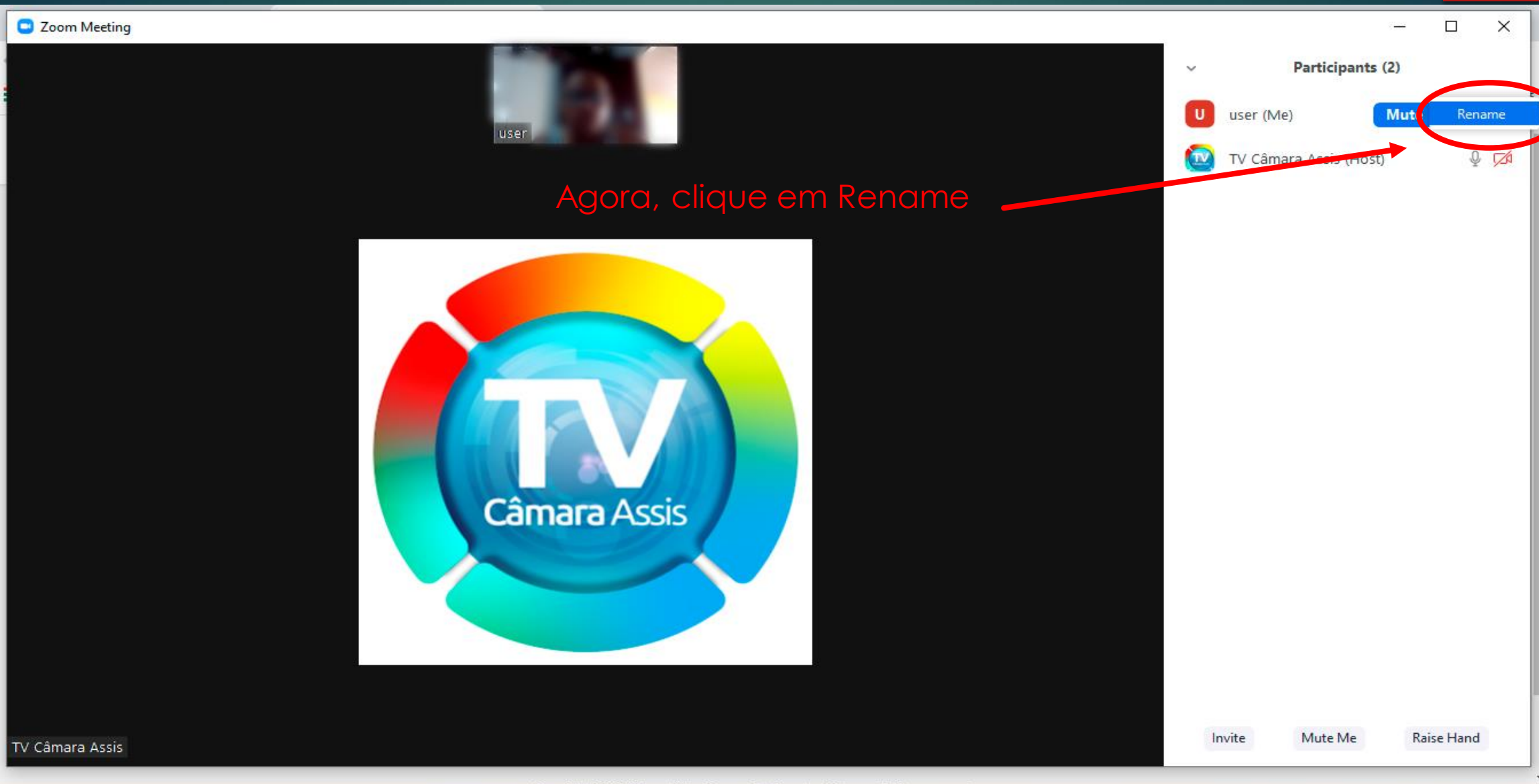
TV Câmara Assis (Host)

Invite Mute Me Raise Hand

Ao abrir essa aba na direita,
Clique em More



Zoom Meeting



The image shows a Zoom meeting window. In the top right corner, there is a 'Participants (2)' panel. The first participant is 'user (Me)' with a red 'U' icon. Next to their name are two buttons: 'Mute' and 'Rename'. The 'Rename' button is circled in red. A red arrow points from the text 'Agora, clique em Rename' to the 'Rename' button. The second participant is 'TV Câmara Assis (Host)' with a TV icon. At the bottom of the meeting window, there are three buttons: 'Invite', 'Mute Me', and 'Raise Hand'. In the center of the meeting area, there is a large logo for 'TV Câmara Assis' featuring a blue circle with 'TV' in white and 'Câmara Assis' below it, surrounded by a colorful ring. A small video thumbnail of a person is visible in the top left of the meeting area.

user

Participants (2)

U user (Me) Mute Rename

TV Câmara Assis (Host)

TV Câmara Assis

TV Câmara Assis

Invite Mute Me Raise Hand

Agora, clique em Rename

Zoom Meeting

user

Gallery View

Quando aparecer essa janela, coloque seu nome e dê OK

Rename

Enter a new screen name:

Meu Nome

Remember my name for future meetings

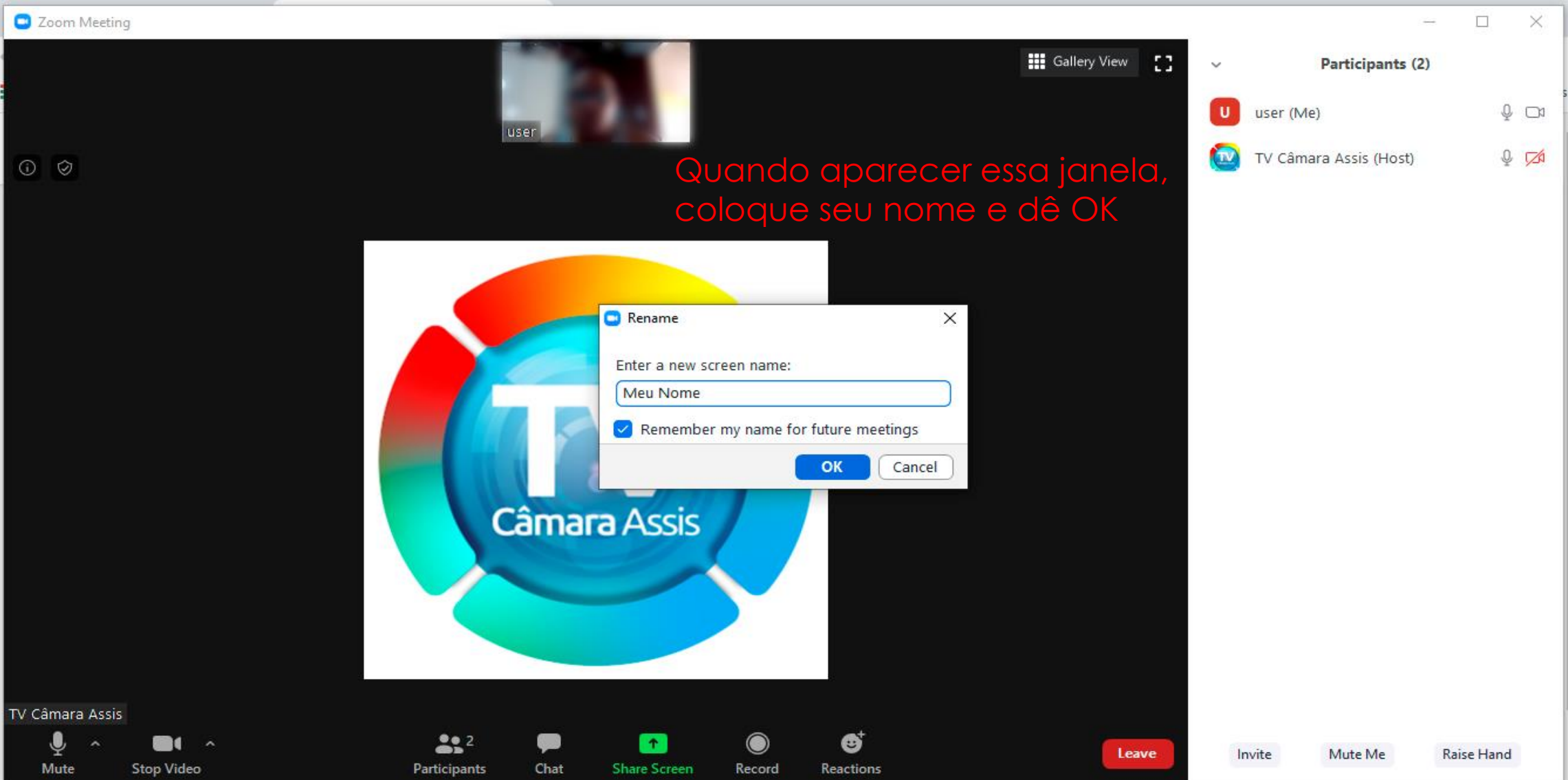
OK Cancel

Participants (2)

- U user (Me)
- TV TV Câmara Assis (Host)

TV Câmara Assis

Mute Stop Video Participants 2 Chat Share Screen Record Reactions Leave Invite Mute Me Raise Hand



Zoom Meeting


Meu Nome

Gallery View

Participants (2)

- MN Meu Nome (Me)
- TV TV Câmara Assis (Host)


Pronto, tudo certo para a Sessão Ordinária Virtual



TV Câmara Assis

Mute Stop Video Participants Chat Share Screen Record Reactions Leave Invite Mute Me Raise Hand

Para que a Sessão Ordinária Virtual decorra sem problemas, por favor, deixem seu microfone no modo mudo (com um traço vermelho atravessado), ativando-o somente quando for utilizar a palavra, pois qualquer som ou barulho externo interfere na transmissão da Vídeo Conferência, fazendo o programa ficar alterando o orador. Pedimos aos Senhores colaboração e paciência, para que os Trabalhos sejam feitos da melhor forma possível.



Modo mudo